



Good Practice in Traditional Chinese Medicine Research Association 中医药规范研究学会



May-June 2022 Newsletter

Editor-in-chief

Monique Simmonds
(m.simmonds@kew.org)

Executive editor

Simon Ming Yuen Lee
(SimonLee@um.edu.mo)

Consulting editor

Ping Guo
(s193231@hkbu.edu.hk)



A. GP-TCM RA updates

01

- A1 Editorials and editorial opinions/news
- A2 Letter to editor
- A3 Association updates
- A4 Member's achievements
- A5 Welcome new members
- A6 Current Corporate Members/ Institutional Members

B. Report, Story and News

04

- B1 Report
 - Regional report
 - Interest groups report
- B2 Feature story- Interview with members or TCM experts
- B3 Other hot topics and TCM news

C. Post-conference report

14

D. Recommended reading and/or recent research highlight

15

E. Upcoming events and calendar

16

F. Resources

17

- F1 Journal: call for papers
- F2 Research collaboration matching
- F3 Research funding opportunities
- F4 Career opportunities

G. Student Corner

21

- G1 Scholarship
- G2 Education program opportunities
- G3 Others

H. Public education and outreach

23

I. Chinese Materia Medica Highlights

25





***Events in celebration of the 10th Anniversary of
GP-TCM RA***

i The 10th GP-TCM RA Annual Meeting on 22&23 September 2022

22&23/09/22
online

**The 10th GP-TCM RA
ANNUAL MEETING 2022**

celebration of 10-year anniversary

GP-TCM
Research Association

ii Launch of Phytomedicine Special Issue



iii GP-TCM RA workshop on 29 November 2022





Congratulations to Professor Lyu Aiping for being elected as Foreign Member of Academia Europaea.

i

ACADEMIA EUROPAEA The Academy of Europe


Home Contact us About us Sections Members Activities Events News Nominations Publications Collaborations Help

Categories: Home > Member > Lyu Aiping

Search

View More

Aiping Lyu



Membership Number: 5966
 Membership type: FOREIGN
 Section: CLINICAL & VETERINARY SCIENCE
 Elected: 2022
 Main Country of Residence: CHINA
 Home page(s): <https://scm.hkbu.edu.hk/en/expertise/detail/yuayiping@luayiping.html>
 ORCID: <https://orcid.org/0009-0002-2302-0494>

Present and Previous Positions

- 2012 - present Director, Shum Yiu Foon Sam Bk Chuen Memorial Centre for Cancer and Inflammation Research, Hong Kong Baptist University, Hong Kong SAR, China
- 2012 - present Dean and Dr. Kennedy Y.H. Wong Endowed professor, School of Chinese Medicine, Hong Kong Baptist University, Hong Kong SAR, China
- 2012 - 2019 Director, Law Sai Fai Institute for Advancing Translational Medicine in Bero & Joint Diseases, Hong Kong Baptist University, Hong Kong SAR, China
- 2005 - 2014 Executive Director, Institute of Basic Research in Clinical Medicine, China Academy of Chinese Medical Sciences, China
- 2002 - 2006 President, National Engineering Research Center for Manufacturing Technology of Solid Preparations of Chinese Medicines, China
- 1999 - 2002 Director, Institute of Basic Theory, China Academy of Chinese Medical Sciences, China
- 1995 - 1996 Visiting Scholar, Division of Medical Inflammation, Lund University, Sweden
- 1990 - 1991 Visiting Scholar, Department of Cellular Biology, Ohio State University, USA

Fields of Scholarship

- Rheumatic diseases
- Precision medicine
- Autism-based translational medicine and drug discovery
- Systems medicine

Honours and Awards

- 2020 First Prize of Science and Technology Progress Award, Shanghai, China (in recognition of Professor Lyu's team for their major discoveries and contributions to Precision Medicine)
- 2019 First Prize of Science and Technology Progress Award, Ministry of Education, China
- 2019 First Prize of Science and Technology Progress Award, China Association of Chinese Medicine, China (in recognition of Professor Lyu's team for their major discoveries and contributions to Systems Medicine)
- 2018 Chief Executives Commendation for Community Services, Hong Kong SAR, China
- 2014 National Standards Development with Outstanding Contribution, China
- 2008 National Science Fund for Distinguished Young Scholars, China
- 2002 Ministry of Health Expert with Prominent Contribution, China

Curriculum vitae Publication list Interests and research Other information

From The President Marja Makarow MAE

June 2022



To Lyu Aiping

Dear Aiping Lyu

I would like to congratulate you on having been successful in the competitive membership election process. Following the recommendation of the appropriate Academic Section and a peer review by the relevant Class Committee, the Board of trustees have been pleased to confirm your election.

The Academia Europaea was founded in 1988, on the initiative of the UK's Royal Society and other National Academies in Europe. We are a 'Not for Profit' Charity registered in the UK. The Academia Europaea is the only Academy with individual membership, from the Council of Europe states and from other nations across the world. Our members, some 5000 currently, are eminent, individual scientists and scholars, who cover the full range of academic disciplines (see: www.ae-info.org).

The Academy organizes meetings and workshops, provides scientific and scholarly advice and publishes the international journal the 'European Review' and is associated to Biology Direct. We operate regional knowledge hubs out of Barcelona, Bergen, Budapest, Cardiff, Munich, Tbilisi and Wroclaw, hosted by Universities and National academies.

As a new (2022) member, I am pleased to invite you to meet new colleagues and give a short presentation of yourself at your Class sessions during our 2023 annual conference in Munich (09 - 11 October). A specific invitation will follow.

The Academia Europaea relies on member's support. To safeguard our independence, we do not receive any funds for our core operation from any government, or institutions. Therefore, we do rely on members to pay a modest annual fee.

Specifically, we ask all our new members, to make an initial "establishment" contribution in the amount of 150 Euros [125 GBP]. Please follow the instructions in the appendices to complete your acceptance procedure of membership.

Yours sincerely,

Marja Makarow MAE
President

ACADEMIA EUROPAEA

Room 251, Senate House
 University of London
 Malet Street
 London WC1E 7HU
 Tel: +44 (0) 207 862 5784
ewecsec@academio.org
www.ae-info.org

President:
 Professor Marja Makarow
 Registered at Companies
 House: 7028223

Registered in England
 as a not-for-profit charity:
 1133902

Please see B3 Other hot topics and TCM news (B3 vii) for more details

left, adapted from below:

↳ https://www.ae-info.org/ae/Member/Lyu_Aiping#

right, provide by GP-TCM RA





Chengdu University of Traditional Chinese Medicine, Chengdu, China (Pharmacy College)	
China Medical University, Taichung, Taiwan (Department of Chinese Pharmaceutical Sciences and Chinese Medicine Resources)	
Dalian Fusheng Natural Medicine Development Co. Ltd., China	
Guangdong Provincial Hospital of Chinese Medicine, China	
Heilongjiang University of Chinese Medicine, China	
Henan University of Science & Technology, China (Chemical Engineering and Pharmaceutics College)	
Hong Kong Baptist University (School of Chinese Medicine)	
Hutchison Whampoa Guangzhou Baiyunshan Chinese Medicine Co. Ltd., China	
Infinitus (China) Company Ltd.	
PuraPharm International (H.K.) Ltd., Hong Kong	
Shanghai Hutchison Pharmaceuticals, China	
Shanghai University of Traditional Chinese Medicine, Shanghai, China (School of Pharmacy)	
Universitatea de Vest Vasile Goldis, Arad, Romania	
Zhejiang Chinese Medical University, China (School of Pharmaceutical Sciences)	
Zhengzhou University of Industrial Technology, China	



Lee-Yan Sheen

-  : *Distinguished Professor*
-  : *Institute of Food Science and Technology*
-  : *National Taiwan University*




 Briefly describe your experience with TCM R&D

I have worked in traditional Chinese medicine (TCM) research and development for more than 30 years. My research interests include nutrition, dietary therapy, herbal medicine, and functional food development. The research scope combines the concept of Western dietary therapy and traditional Chinese dietary therapy to use natural products (mainly food and herbs) to develop cell, animal models, and clinical studies to explore their function and benefit for human health. Research outcomes can be applied as health foods, dietary therapies, functional foods, value-added food products, and preventive medicines for improving the quality of human life. At my laboratory, Dietary Therapy Lab, researches are classified into four categories: 1. Brain science, 2. Liver protection, 3. Gut microbiota and metabolomics, and 4. Food safety and preventive medicine.



 Lee-Yan Sheen

 Prof. Lee-Yan Sheen in front of a poster of the Laboratory of Dietary Therapy, which illustrates the four research scope areas on which he has focused.



(cont.)

1. Brain Science



Major depression disorder (MDD) is a human psychiatric disease that affects more than 3.5 million people worldwide and results in a significant burden and disruption in the daily lives of patients. Some antidepressants have been developed to maintain the monoamine concentration in the brain. However, several undesired side effects, such as sleep disorders, gastrointestinal effects, nausea, vomiting, and weight changes, are induced by antidepressant drugs. Several phytochemicals of traditional herbal medicines have been used for hundreds or thousands of years. We have been researching the antidepressant effect of TCM for over 20 years, including *Gastrodia elata* Blume (天麻; Tiānmá), *Poria cocos* (茯苓; Fúlíng), *Melissa officinalis* L. (香蜂草; Xiāng fēng cǎo), *Allium sativum* (大蒜; dàsuàn) and lemon essential oil (檸檬精油; Níngméng jīngyóu) in animal and cell models. The active compounds in these TCMs could be used as an alternative therapy to treat depression. The molecular mechanism of action of these TCMs are through the modulation of factors such as the neurotransmitters serotonin (5-HT), dopamine (DA), neurotrophic factor (BDNF)/c-AMP response element-binding protein (CREB)/protein kinase B (Akt), p38, and NF-κB pathways, etc.

2. Liver Protection



The liver is the largest organ in the body, and it plays an important role in metabolism. Liver diseases are caused by factors such as high-fat content food intake, excessive alcohol consumption, chemical exposure, and virus infection. Our interest mainly focuses on non-alcoholic fatty liver disease (NAFLD), alcoholic fatty liver disease (AFLD), steatohepatitis (NASH), fibrosis, cirrhosis, and liver cancer. We have examined the liver protective function of garlic (*Allium sativum*), ginger (*Zinger officinale*), Chinese herbs, and their bioactive compounds against these liver diseases. The research outcomes demonstrated that garlic and ginger essential oil ameliorated hepatic injury and lipid accumulation in high-fat diet-induced NAFLD. The molecular mechanism

of action of these foods and herbs are through decreasing the release of pro-inflammatory cytokines in the liver and improving antioxidant capacity as well as modulating fatty acid synthesis and β -oxidation-related pathways. We also proved that allicin, the primary compound in raw garlic, protects the liver from alcoholic-induced fatty liver disease. Additionally, we have investigated the liver protective effect of ginseng essence and *Taiwanofungus camphoratus* (牛樟芝; Niúzhāngzhī) in the tetrachloride-induced liver injury animal model.



Prof. Sheen advises students regarding the experiment related to the dietary therapy of traditional Chinese medicine.



 (cont.)

3. Microbiota and Metabolomics



The gut microbiota play an important role in health and disease. Diet is known to influence gut microbiota. Alterations in the microbiota are associated with several diseases. In this research field, we have studied the impact of diet on disease progression and apply the TCM bioactive compounds to alleviate the diseases via gut microbiota modulation. Trimethylamine N-oxide (TMAO), produced by gut microbiota and hepatic enzymes, play an important role in cardiovascular disease (CVD) as a CVD risk factor. We have developed a clinically applicable method called the oral carnitine challenge test (OCCT) for TMAO-related therapeutic drug assessment and personalizing dietary guidance. Besides, we also examined the antibiotic-like activity of allicin, the primary compound from raw garlic, through TMAO inhibition. Our research outcomes from the C57BL/6J mice, ApoE^{-/-} mice, *in vitro*, *ex vivo*, and human studies indicate the potential application of raw garlic and allicin as a dietary intervention for the prevention of cardiovascular disease via gut microbiota modulation. Furthermore, allicin also exhibited liver protective activity by reducing the fatty liver and inflammation in AFLD through the modulation of gut microbiota-lipoplysaccharide-CD14/toll-like receptor 4 pathway. Our ongoing research has found that antibiotic residue exposure correlates with obesity and glucose metabolism through gut microbiota and its metabolite pathway in mice. Fecal microbiota transplantation (FMT) in germ-free mice validates obesogenic and metabolic phenotype. Additionally, we have developed mass-spectrometry-based serum metabolomics of mouse models of high-fat-diet-induced NAFLD progression. Thirty potential biomarkers were strongly associated with the development of NAFLD. These metabolomics data suggest potential biomarkers for the early risk assessment of NAFLD and further insights into NAFLD development.

4. Food Safety and Preventive Medicine



In terms of food safety and preventive medicine research area, we focus on food safety against foodborne pathogens (ex. *Staphylococcus aureus*, *Listeria monocytogenes*, and *Escherichia coli*) during food processing and storage. We have developed the foodborne pathogen growth models and predicted the safety outcomes. Moreover, we evaluated the safety of several TCMs (e.g., *Gastrodia elata* Blume, *Melissa officinalis*, and garlic essential oil) in animal models. With regards to the SARS-CoV-2 pandemic, we have written a review and perspective article on dietary therapy and herbal medicine for COVID-19 prevention to promote TCM as a complementary and preventive therapy for COVID-19.



Editorial meeting of the Journal of Traditional and Complementary Chinese Medicine (eJTCM).



Would you like to share with us how you've first crossed the path with TCM/ Natural medicine/ alternative and complementary medicine and what makes you carry on engaging with the research and development of TCM now?

I first crossed paths with TCM approximately 30 years ago. In 1992, I served as an associate professor at the Department of Nutrition, China Medical University, Taichung, Taiwan. One exceptional quality of the China Medical University is the best teaching and research in TCM. During that time, I had the opportunity to learn a lot about TCM and then integrate it with my expertise in nutrition dietary therapy research. It is important to cure a disease, but preventive medicine is also essential. One concept of TCM is to prevent a disease before its occurrence (上工治未病 ; Shàng gōng zhì wèi bìng). Thus, food, nutrition, and dietary therapy are the primary option for TCM. The first document regarding TCM is The Yellow Emperor's Inner Canon (黃帝內經 ; Huángdì nèijīng), which mentioned that the first important concept is to prevent the disease by eating the right food and nutrition. This is the principle of dietary therapy. I continue to research dietary therapy of TCM as it is a helpful approach in preventing diseases. One can apply it in daily life foods and meals. You can recover or reduce undesirable health situations in order that your life quality gets better and better. Therefore, dietary therapy of TCM is quite helpful and valuable in elevating the quality of life of humans. That is why until now, I continue to participate and engage in TCM research for more than 30 years.



You are a current BoD member of GP-TCM RA, How would you describe "Good Practice in TCM Research and Development", would you like to share with us any example that you would regard as good practice? Or any bad experience that you have encountered?

I believe good practice in TCM research and development is crucial because, if you follow good practices from farms to human beings, you can attain a high quality dietary therapy of TCM. Without good practices, you may obtain a poor ingredient, which may reduce the efficacy of healing the diseases. We should follow not only the "Good Practice in TCM Research and Development," but also several other kinds of good practices in different fields, including Good Agricultural Practice (GAP), Good Manufacturing Practice (GMP) and Good Laboratory Practice (GLP), etc. Therefore, I consider good practice very important for the dietary therapy of TCM.



In your opinion, what is the latest trend in the research and development of TCM/ Natural medicine/ alternative and complementary medicine? Is there any suggestion you would like to give us?

I think the most important direction in the research and development of TCM may be precision medicine. Precision medicine is a fundamental and important issue in TCM. Precision medicine may be considered a precision diet or dietary therapy. Understanding each individual's body constitution can help recommend precise food and nutrition to people for their health based on a food attributes (hot/warm or cold/cool). Matching our body constitution and food attributes according to Yin and Yang could help achieve balance necessary for good health.



“

”

Prof. Sheen enjoys the natural abundance of the National Taiwan University (NTU) campus.



“

”

Group photo of the Laboratory of Dietary Therapy members at NTU.



i The EU and China have signed an administrative arrangement to support cooperation



Home > News > The EU and China have signed an administrative arrangement to support cooperation

NEWS | 26 April 2022 | Brussels, Belgium | Research and Innovation

The EU and China have signed an administrative arrangement to support cooperation

On 22 April 2022, the EU and China have signed an administrative arrangement for the period 2021-2024 to support collaborative research projects under two jointly agreed research flagship initiatives: the Food, Agriculture, and Biotechnology as well as the new Climate Change and Biodiversity flagships.



News and photo adapted from below:

https://ec.europa.eu/info/news/eu-and-china-have-signed-administrative-arrangement-support-cooperation-2022-apr-26_en



ii Why Acupuncture Is Going Mainstream in Medicine



When the opioid addiction crisis began to surge in the U.S. about a decade ago, Dr. Medhat Mikhael spent a lot of time talking to his patients about other ways to heal pain besides opioids, from other types of medications to alternative treatments.

As a pain management specialist at MemorialCare Orange Coast Medical Center in Fountain Valley, Calif., he didn't anticipate leaving behind the short-term use of opioids altogether, since they work so well for post-surgical pain. But he wanted to recommend a remedy that was safer and still effective.



News and photo adapted from below:

<https://time.com/6171247/acupuncture-health-benefits-research/>



iii Switzerland established Swiss University of Traditional Chinese Medicine

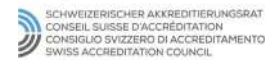
尊敬的海内外中医同仁，亲爱的瑞中医师朋友们：

2022年4月28日，我校收到瑞士联邦政府瑞士认证委员会 (Swiss Accreditation Council, www.akkreditierungsra.ch) 正式文件，瑞士高等中医药学院 Swiss TCM Academy 已于 3 月 25 日通过大学资格认证，自即日起更名为：



Swiss TCM Uni
瑞士中医药大学
SACM 瑞士中医

- 缩写: SWISS TCM UNI;
- 中文: 瑞士中医药大学;
- 英文: Swiss University of Traditional Chinese Medicine ;
- 德文: Schweizerisches Universitäres Institut für Traditionelle Chinesische Medizin.



News and photo adapted from:



iv The results of the Phase III clinical trial for a new diabetic drug developed in Shanghai were published in Nature Medicine, the R&D and clinical trials were led by Chinese scholars.



Dorzagliatin in drug-naïve patients with type 2 diabetes: a randomized, double-blind, placebo-controlled phase 3 trial

Dalong Zhu^{1,2,3,4,5}, Xiaoying Li^{1,2,3,4,5}, Jianhua Ma^{1,2,3,4,5}, Jiao'e Zeng^{1,2,3,4,5}, Shenglian Gao^{1,2,3,4,5}, Xiaolin Dong^{1,2,3,4,5}, Jing Yang^{1,2,3,4,5}, Xiaohong Lin^{1,2,3,4,5}, Hanqing Cai^{1,2,3,4,5}, Weihong Song^{1,2,3,4,5}, Xuefeng Li^{1,2,3,4,5}, Keqin Zhang^{1,2,3,4,5}, Qiu Zhang^{1,2,3,4,5}, Yibing Lu^{1,2,3,4,5}, Ruitang Bu^{1,2,3,4,5}, Huige Shao^{1,2,3,4,5}, Guixia Wang^{1,2,3,4,5}, Guoyue Yuan^{1,2,3,4,5}, Xingwu Ran^{1,2,3,4,5}, Lin Liao^{1,2,3,4,5}, Wenjuan Zhao^{1,2,3,4,5}, Ping Li^{1,2,3,4,5}, Lixin Shi^{1,2,3,4,5}, Zhaoshun Jiang^{1,2,3,4,5}, Yaoming Xue^{1,2,3,4,5}, Hongwei Jiang^{1,2,3,4,5}, Quanmin Li^{1,2,3,4,5}, Zongbao Lin^{1,2,3,4,5}, Miaoqing Fan^{1,2,3,4,5}, Zhenrong Liang^{1,2,3,4,5}, Lian Guo^{1,2,3,4,5}, Ming Liu^{1,2,3,4,5}, Chen Xu^{1,2,3,4,5}, Wenhui Li^{1,2,3,4,5}, Xuefeng Yu^{1,2,3,4,5}, Guojun Qian^{1,2,3,4,5}, Zhou Yang^{1,2,3,4,5}, Benli Su^{1,2,3,4,5}, Longyi Zeng^{1,2,3,4,5}, Houfa Gong^{1,2,3,4,5}, Yongquan Shi^{1,2,3,4,5}, Yu Zhao^{1,2,3,4,5}, Yi Zhang^{1,2,3,4,5}, Wenyang Yang^{1,2,3,4,5} and Li Chen^{1,2,3,4,5}



Dorzagliatin add-on therapy to metformin in patients with type 2 diabetes: a randomized, double-blind, placebo-controlled phase 3 trial

Wenyang Yang^{1,2,3,4,5}, Dalong Zhu^{1,2,3,4,5}, Shenglian Gao^{1,2,3,4,5}, Xiaolin Dong^{1,2,3,4,5}, Junping Su^{1,2,3,4,5}, Wenhui Li^{1,2,3,4,5}, Hongwei Jiang^{1,2,3,4,5}, Wenjuan Zhao^{1,2,3,4,5}, Minxiao Yao^{1,2,3,4,5}, Weihong Song^{1,2,3,4,5}, Yibing Lu^{1,2,3,4,5}, Xiaozhen Zhang^{1,2,3,4,5}, Huitang Li^{1,2,3,4,5}, Guixia Wang^{1,2,3,4,5}, Wei Qiu^{1,2,3,4,5}, Guoyue Yuan^{1,2,3,4,5}, Jianhua Ma^{1,2,3,4,5}, Wei Li^{1,2,3,4,5}, Zikang Li^{1,2,3,4,5}, Xiaoyue Wang^{1,2,3,4,5}, Jiao'e Zeng^{1,2,3,4,5}, Zhou Yang^{1,2,3,4,5}, Jingdong Liu^{1,2,3,4,5}, Yongquan Liang^{1,2,3,4,5}, Song Li^{1,2,3,4,5}, Huihui Zhang^{1,2,3,4,5}, Hui Liu^{1,2,3,4,5}, Ping Liu^{1,2,3,4,5}, Kaoshu Fan^{1,2,3,4,5}, Xiaozhen Jiang^{1,2,3,4,5}, Yufeng Li^{1,2,3,4,5}, Qing Su^{1,2,3,4,5}, Tao Ning^{1,2,3,4,5}, Huiwen Tan^{1,2,3,4,5}, Zhenmei An^{1,2,3,4,5}, Zhaoshun Jiang^{1,2,3,4,5}, Lijun Liu^{1,2,3,4,5}, Zunhai Zhou^{1,2,3,4,5}, Qiu Zhang^{1,2,3,4,5}, Xuefeng Li^{1,2,3,4,5}, Zhongyan Shan^{1,2,3,4,5}, Yaoming Xue^{1,2,3,4,5}, Hong Mao^{1,2,3,4,5}, Lixin Shi^{1,2,3,4,5}, Shandong Ye^{1,2,3,4,5}, Xiaomei Zhang^{1,2,3,4,5}, Jiao Sun^{1,2,3,4,5}, Ping Li^{1,2,3,4,5}, Feng Li^{1,2,3,4,5}, Jingna Liu^{1,2,3,4,5}, Zhong Zhang^{1,2,3,4,5}, Ying Zhao^{1,2,3,4,5}, Ruonan Li^{1,2,3,4,5}, Xiaohui Guo^{1,2,3,4,5}, Qi Yao^{1,2,3,4,5}, Weiping Lu^{1,2,3,4,5}, Shen Qiu^{1,2,3,4,5}, Hongmei Li^{1,2,3,4,5}, Lilong Tan^{1,2,3,4,5}, Wenbo Wang^{1,2,3,4,5}, Yongli Yao^{1,2,3,4,5}, Daoxiang Chen^{1,2,3,4,5}, Yulan Li^{1,2,3,4,5}, Jialin Gao^{1,2,3,4,5}, Wen Hu^{1,2,3,4,5}, Xiaoliang Fei^{1,2,3,4,5}, Tianfeng Wu^{1,2,3,4,5}, Song Dong^{1,2,3,4,5}, Wenlong Jin^{1,2,3,4,5}, Chenzhong Li^{1,2,3,4,5}, Dong Zhao^{1,2,3,4,5}, Bo Feng^{1,2,3,4,5}, Yu Zhao^{1,2,3,4,5}, Yi Zhang^{1,2,3,4,5}, Xiaoying Li^{1,2,3,4,5} and Li Chen^{1,2,3,4,5}

上海原创糖尿病新药登上《自然-医学》，从研发到临床试验均由中国专家主导

昨天（12）晚上，国际顶级医学刊物《自然-医学》（Nature Medicine）杂志同时在线发表了两篇公司全球首创糖尿病新药葡萄糖激酶激活剂（GKA）多格列艾汀（dorzagliatin）的 III 期注册临床研究结果的同行评论论文。

两篇论文分别详细展示和描述了多格列艾汀单药（SEED 研究）用于治疗新诊断未用药 2 型糖尿病患者，以及多格列艾汀联合二甲双胍（DAWN 研究）用于治疗二甲双胍足量治疗失效 2 型糖尿病患者的临床疗效和安全特征。葡萄糖激酶激活剂的 III 期临床研究成果首次发表在《自然-医学》杂志，代表中国大型注册临床研究成果开始走上国际舞台。



News and photo adapted from below:

<https://finance.sina.com.cn/jjxw/2022-05-13/doc-imcwiwst7195950.shtml?cref=cj>





V Traditional herbs battle dementia: An HKUST neuroscience group has developed a traditional Chinese medicine-based treatment for brain degeneration.

The growing prevalence of dementia and Alzheimer's disease (AD) in the global aging population prompted a neuroscience research team at the Hong Kong University of Science and Technology (HKUST) to find a way to prevent and treat these debilitating diseases.

It is believed that traditional Chinese medicine (TCM) is among the most well documented and practiced medicinal resources, with a few thousand years of practice behind it. Understanding the mechanisms of these TCMs will help enhance the development and application of TCMs in improving brain health.

"This is why we started to look for bioactivity that is beneficial for maintaining brain health, in particular, for learning and memory, with TCM-based neuro-drug screening," Dr. Ip, senior scientist at the State Key Laboratory of Molecular Neuroscience at HKUST, said. "We have a strong belief that promoting brain health with preventive treatment will be enormous."



"To identify TCM treatments for dementia and AD, we focused on identifying TCMs that enhance communication between neurons, the dysfunction of which is believed to be a major cause of cognitive decline and memory loss" Dr. Ip explained. Indeed, promoting neuronal communication can be beneficial for treating other brain diseases, including ischemic injury (which is often caused by strokes) and Parkinson's disease.

Hong Kong University of Science and Technology researcher Dr. Fanny Ip



News and photo adapted from below:

<https://hkmb.hktdc.com/en/eautter3/market-spotlight/traditional-herbs-battle-dementia?utm>



vi Research group from the State Key Laboratory of Natural and Biomimetic Drugs, School of Pharmaceutical Sciences, Peking University revealed Carbon Quantum Dots-Based Nanozyme from Coffee Induces Cancer Cell Ferroptosis to Activate Antitumor Immunity

屠鹏飞/曾克武团队揭示天然产物纳米酶促肿瘤铁死亡机制

原创 SKLNBD 天然药物仿生药物国家重点实验室 2022-05-28 12:43 发表于北京

近日，我室屠鹏飞/曾克武团队在国际学术期刊 ACS Nano 上发表了题为“Carbon quantum dots-based nanozyme from coffee induces cancer cell ferroptosis to activate anti-tumor immunity”的研究论文，深入揭示了天然活性分子绿原酸（chlorogenic acid）所形成的碳量子点以纳米酶的独特作用方式促进肿瘤细胞铁死亡的分子机制。



News and photo adapted from:

长期以来，关于天然产物的研究大多聚焦于单体分子的生物学活性，而很多天然单体分子会在药材炮制及食品加工过程的高温中形成纳米物质，特别是碳量子点，进而在更大的物理尺度上发挥独特的生物学效应，但是相关研究目前尚不多见。

屠鹏飞/曾克武团队发现自然界中广泛存在的一种天然产物绿原酸（富含于金银花、咖啡、茶叶等）在高温处理后会自发形成一种性质稳定的碳量子点。随后发现绿原酸碳量子点可以通过独特的纳米酶形式，氧化谷胱甘肽并促进肿瘤细胞发生铁死亡，进而发挥抗肿瘤及激活肿瘤免疫微环境的作用。

vii Professor Lyu Aiping elected Foreign Member of Academia Europaea



Professor Lyu Aiping, Dr Kennedy Y.H. Wong Endowed Professor in Chinese Medicine and Dean of the School of Chinese Medicine at HKBU, has been elected as a Foreign Member of the Academia Europaea.



News and photo adapted from below:

<https://www.hkbu.edu.hk/en/whats-new/press-release/2022/0605-Professor-Lyu-Aiping-elected-Foreign-Member-of-Academia-Europaea.html>



viii

The world's first WHO Global Centre for Traditional Medicine founded in India to catalyse ancient wisdom and modern science for the health of people and the planet



WHO acknowledges the Government of India's landmark contribution to establish the new WHO Global Centre for Traditional Medicine.

It is established as a global good that engages and benefits all regions of the world.

The WHO Global Centre for Traditional Medicine (GCTM) is a knowledge centre for traditional medicine. As part of WHO's overall traditional medicine strategy, it has a strategic focus on evidence and learning, data and analytics, sustainability and equity, and innovation and technology to optimize the contribution of traditional medicine to global health and sustainable development. At the same time, respect for local heritages, resources and rights is a guiding principle.

Now being established with the support of the Government of India, the Centre reflects the WHO Director-General's leadership vision that harnessing the potential of traditional medicine would be a game changer for health when founded on evidence, innovation and sustainability. The Prime Minister and Government of India are supporting the establishment of the WHO Global Centre for Traditional Medicine in Jamnagar, Gujarat, India, as a global good and in the spirit of Vasudhaiva Kudumbakam: the world is one family.



News and photo adapted from below:

<https://www.who.int/initiatives/who-global-centre-for-traditional-medicine>

viii

In Macau SAR, "Commission of Experts and Advisors for the Appraisal of Traditional Chinese Medicines" was established to support Pharmaceutical Administration Bureau of Macau in making professional decisions, with academican Nanshan Zhong as chairman, and 16 TCM expert members.

中成藥審評專家顧問委員會成立 支持藥監局作專業決策 鍾南山院士擔任主席

來源：藥物監督管理局 (ISAF)

發布日期：2022年6月22日 09:11



News and photo adapted from below:

<https://www.gov.mo/zh-hant/news/902208/>





i Prof Jing-Yan Han, Professor and Chairman of Department of Integration of Chinese and Western Medicine, Peking University Health Science Center and Director of the Tasy Microcirculation Research Center, Peking University Health Science Center., gave an excellent lecture on his journey as a professor in integrative Chinese medicine at Peking University. It can make an excellent learning material for our members who can understand Chinese — the lecture and discussions were in Chinese.



我走过的教授路

主讲人：韩晶岩 教授

主持人：杨宝学 副院长

时 间：2022年6月16日（星期四）

19:00-20:00

因参会人数增加，原腾讯会议号作废
请直接扫码参会



主讲人简介



中西医结合学系 主任 长聘教授
中国中西医结合学会常务理事（微循环专委会主委）
中国微循环学会副理事长
世界中医药学会联合会气血专委会会长
国际微循环联盟执行委员

Peking University School of Basic Medical Sciences

SGLT2 inhibitors: the statins of the 21st century

i

Author: Eugene Braunwald

European Heart Journal (2022) 43, 1029–1030

Details: <https://doi.org/10.1093/eurheartj/ehab765>

ii Cannabinoid receptor 1 antagonist genistein attenuates marijuana-induced vascular inflammation

Author: Tzu-Tang Wei, Mark Chandy, Masataka Nishiga, Angela Zhang, Kaavya Krishna Kumar, Dilip Thomas, Amit Manhas, Siyeon Rhee, Johanne Marie Justesen, Ian Y. Chen, Hung-Ta Wo, Saereh Khanamiri, Johnson Y. Yang, Frederick J. Seidl, Noah Z. Burns, Chun Liu, Nazish Sayed, Jiun-Jie Shie, Chih-Fan Yeh, Kai-Chien Yang, Edward Lau, Kara L. Lynch, Manuel Rivas, Brian K. Kobilka and Joseph C. Wu

Cell 185, 1676–1693, May 12, 2022

Details: <https://doi.org/10.1016/j.cell.2022.04.005>



10th GP-TCM RA Annual Meeting (Virtual)

2022
Sep.

Date: 22-23/09/2022
Details to be announced



22&23/09/22
online

The 10th GP-TCM RA
ANNUAL MEETING 2022
celebration of 10-year anniversary



Wildlife Protection in Traditional Chinese Medicine

2022
Oct.

Date: 16/10/2022
Details:
<http://www.wildlifeprotectionintcm.com/conference/>



Wildlife Protection in TCM

ANNOUNCEMENT AND CALL FOR ABSTRACTS

Wildlife Protection In Traditional Chinese Medicine
Celebration of the Year of Tiger (2022)

Location:

Hilton San Francisco Financial District
750 Kearny Street, San Francisco, CA, USA
Online session streaming simultaneously

Date:

Sunday, October 16, 2022

CEUs:

7 (NCCAOM and CAB)



GP-TCM RA Workshop

2022
Nov.

Date: 29/11/2022
Details to be announced





Topic	Special Issue "Natural Products for Drug Discovery and Development"
Deadline	20-November-2022
Details	https://www.mdpi.com/journal/processes/special_issues/Natural_Drug
 Editor(s)	<p>Antony Kam, Nanyang Technological University, Singapore</p> <p>Shining Loo, Nanyang Technological University, Singapore</p> <p>Simon Ming-Yuen Lee, University of Macau, Macao, China</p> 





AMM Journal



Acta Materia Medica
A gold open access journal

Online ISSN: 2737-7946

Acta Materia Medica (eISSN 2737-7946) provides an open platform for rapid publication of the latest findings, approaches, and viewpoints related to all related areas of pharmacy and pharmaceutical sciences, including, but are not limited to, pharmacology, toxicology, pharmaceuticals, medicinal chemistry, natural products, pharmacognosy, pharmaceutical analysis, pharmacokinetics, clinical pharmacy, pharmacoepidemiology, pharmacoconomics and pharmacy management.



Article types accepted

- Research articles
- Review articles
- Databases
- Mini reviews
- Commentaries
- Editorials
- Short communications
- Case report articles
- Study protocols.

Why publish with Acta Materia Medica?

- **No** Author submission or article processing charges.
- Author retains the copyright to their article.
- Fast peer review.
- Fast publication online after article acceptance.
- Professional/global marketing/promotion of your articles.
- Author profile and research group promotion via Twitter, Facebook, WeChat and Weibo.

Submissions	Articles can be submitted to <i>Acta Materia Medica</i> using ScholarOne, the online submission and peer review system. Registration and access are available at https://mc04.manuscriptcentral.com/ammed
Editorial Board	https://amm-journal.org/index.php/editorial-board/
Queries	Any enquiries about the journal can be sent to editorialoffice@amm-journal.org

For more information about the journal, including article submission guidelines and how to register for free content-alerting services, please visit: <https://amm-journal.org/>
Acta Materia Medica is now open for submissions via ScholarOne (<https://mc04.manuscriptcentral.com/ammed>).

There are **no** author submission or article processing fees.

Please visit <https://amm-journal.org/> to learn more about the journal.

Editorial Board: <https://amm-journal.org/index.php/editorial-board/>

Twitter: @AMM_journal





i

High-level or Young Talents with Overseas Work Experience in 2022

Institute of Chinese Materia Medica, China Academy of Chinese Medical Sciences (ICCM,CACMS) is seeking 1-2 high-level or young talents with overseas work experience in accordance with various 2022 National Talent Programs to promote the sound development of talents and disciplines.



中国中医科学院中药研究所

INSTITUTE OF CHINESE MATERIA MEDICA CHINA ACADEMY OF CHINESE MEDICAL SCIENCES



Details: <http://www.icmm.ac.cn/Article/tzgg/2022/03/03/2440.html>

Details in English: https://uofmacau-my.sharepoint.com/:f/g/personal/jesskuok_umac_mo/EkR-cgGr-HZPizDKNpOGQ7oB2KYviavj-u3C4H1De6m_JQ?e=Ay7SoD



澳門大學
UNIVERSIDADE DE MACAU
UNIVERSITY OF MACAU

ii

UM Macao Fellow in Chinese Medical Sciences

University of Macau, China



Details: https://career.admo.um.edu.mo/icms_mf_04_2022/

iii

Associate/Assistant Professor, Chinese Medicinal Science,

University of Macau, China.



Details: https://career.admo.um.edu.mo/icms_aap_06_2021/





香港大學
THE UNIVERSITY OF HONG KONG

iv

Tenure-Track Associate Professor/Assistant Professor, School of Chinese Medicine
Hong Kong University



Details: <https://jobs.hku.hk/cw/en/job/508959/tenuretrack-associate-professorassistant-professor>



香港浸會大學
HONG KONG BAPTIST UNIVERSITY

v

Post-Doctoral Research Fellow, Centre for Chinese Herbal Medicine Drug
Development, School of Chinese Medicine

Hong Kong Baptist University



Details: https://hro.hkbu.edu.hk/index.php?page_id=6&job_id=6206&f=job_details

vi

Post-Doctoral Research Fellow (Clinical Research), Centre for Chinese Herbal
Medicine Drug Development, School of Chinese Medicine

Hong Kong Baptist University



Details: https://hro.hkbu.edu.hk/index.php?page_id=6&job_id=5925&f=job_details

vii

Post-Doctoral Research Fellow (Bioinformatics), Centre for Chinese Herbal
Medicine Drug Development, School of Chinese Medicine

Hong Kong Baptist University



Details: https://hro.hkbu.edu.hk/index.php?page_id=6&job_id=5923&f=job_details

viii

Post-Doctoral Research Fellow (CMC or Basic Science) , Centre for Chinese
Herbal Medicine Drug Development, School of Chinese Medicine

Hong Kong Baptist University



Details: https://hro.hkbu.edu.hk/index.php?page_id=6&job_id=5924&f=job_details



i

Government of Ireland Postgraduate Scholarship Programme

👉 Details: <https://research.ie/funding-category/postgraduate/>

ii

Government of Ireland Postdoctoral Fellowship Programme

👉 Details: <https://research.ie/funding-category/postdoctoral/>



Trinity College Dublin
Coláiste na Tríonóide, Baile Átha Cliath
The University of Dublin

iii

China Scholarship Council (CSC) – Trinity College Dublin Joint Scholarship Programme

👉 Details: <https://www.tcd.ie/study/international/scholarships/Postgraduate/csc.php>





香港中文大學中醫學院

School of Chinese Medicine
The Chinese University of Hong Kong

i



PhD in Chinese Medicine
School of Chinese Medicine ,
The Chinese University of Hong Kong


Details: <http://www.scm.cuhk.edu.hk/en-gb/programs/research-master-doctoral-program/phd-in-chinese-medicine>



香港浸會大學
HONG KONG BAPTIST UNIVERSITY

中醫藥學院
School of
Chinese Medicine

ii



Doctor of Philosophy (PhD) in Biomedical Sciences/
Chinese Medicine/ Translational Medicine/ Pharmacy in
Chinese Medicine
School of Chinese Medicine, Hong Kong Baptist University

Details: https://scm.hkbu.edu.hk/en/education/research_postgraduate_programmes/index.html#list/0



LKS Faculty of Medicine
The University of Hong Kong
香港大學李嘉誠醫學院



中醫藥學院

iii



PhD in Chinese Medicine
School of Chinese Medicine, The University of Hong Kong

Details: <https://scm.hku.hk/Views/Programme/English-MPhilPhD.html>



澳門大學
UNIVERSIDADE DE MACAU
UNIVERSITY OF MACAU



中藥質量研究國家重點實驗室 (澳門大學)
Laboratório de Referência do Estado para Investigação de
Qualidade em Medicina Chinesa (Universidade de Macau)
State Key Laboratory of Quality Research in Chinese Medicine
(University of Macau)

中華醫藥研究院
Instituto de Ciências Médicas Chinesas
Institute of Chinese Medical Sciences

iv

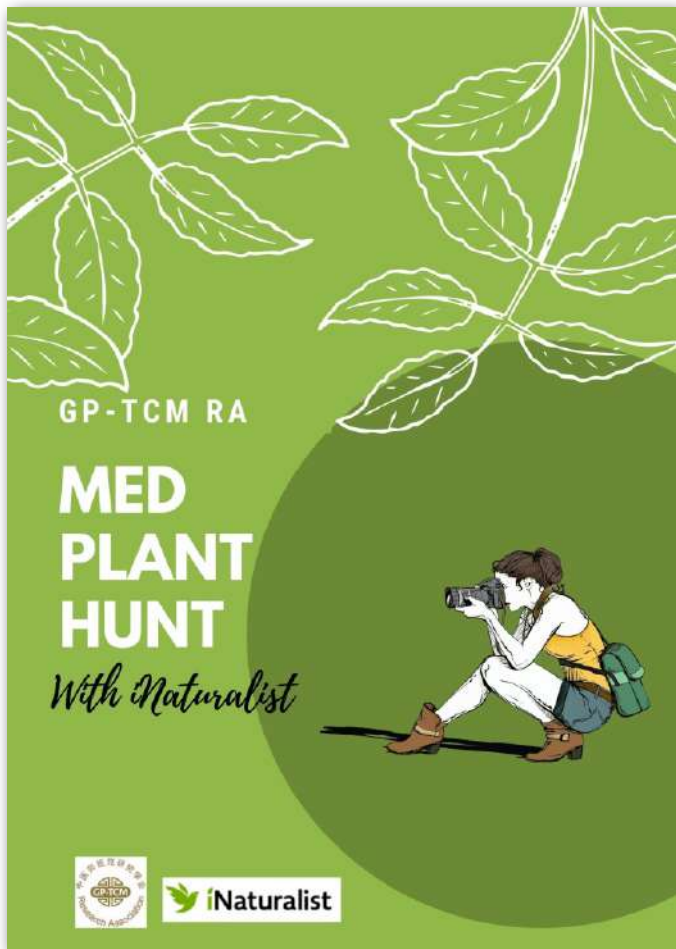


Doctoral Degree in Biomedical Science
Institute of Chinese Medical Sciences, University of Macau

Details: <https://sklqrcm.um.edu.mo/doctoral-degree-in-biomedical-science/>

Med Plant Hunt with iNaturalist

i



In order to promote conservation of wildlife, especially wild medicinal plant and TCM herbs, and their environment, a challenge on “**Med Plant Hunt**” is launched.

The aim of challenge is to encourage our members to identify and recognize the morphological features of living wild medicinal plant in nature.

Eligibility:

Med Plant Hunt is free and open to all GP-TCM RA members.

Entries must abide by the guidelines below.

Rules & Guidelines:

iNaturalist is a nature app to help you identify the animals and plants around you and provide a platform to connect you and experts to share about nature. Users can record and share their observations and the findings can enrich scientific data repositories like the Global Biodiversity Information Facility.

Create your own account and share your wild medicinal plant observation to mobile iNaturalist app or iNaturalist website.

How to enter:

1. Complete the registration form with iNaturalist user ID.
2. Make the observation of living wild medicinal plant around you with iNaturalist app/website.
3. With the submitted iNaturalist ID, your observation for entry will be automatically recorded and results will be announced in the coming issue of the newsletter.



How to join



For inquiries about Med Plant Hunt, please send email to
gptcm_medplanthunt@outlook.com



Registration form



How to upload



Med Plant Hunt with iNaturalist

i



Prizes:

- **Adventurous Observer:** The highest number of observed species
- **TCM Photographer:** Best photo shoot
- **Lucky Observer:** Observe rare species



The selected entries will be published on the next issue of the newsletter. An electronic certificate and a **complementary gift** (e.g. water bottle ideal for outdoor activities, sponsored by Macau Pharmacology Association) will be given.



澳門藥理協會

MED PLANT HUNT

With iNaturalist

Med Plant Hunt Registration Form

Name:

Email:

Affiliation:

Country or region:

iNaturalist account information

User name:

User email:

(Please send the form to gptcm_medplanthunt@outlook.com for registration)



Online registration



How to join



Registration form



How to upload



Peppergrass (*Lepidium apetalum*, Brassicaceae, 独行菜, left) and
flixweed (*Descurainia sophia*, Brassicaceae, 播娘蒿, right)



The dried ripe seeds of peppergrass and flixweed are listed under the same entry as Chinese medicinal *tinglizi* (*lepidii/descurainiae semen*) in Chinese Pharmacopoeia. Recorded in mainstream materia medica as well, *tinglizi* drains the lung, relieves wheezing, disinhibits water, and reduces edema. It is indicated for cough and wheezing that worsens if lying flat due to phlegm accumulation, edema or fluid accumulation in the chest and abdomen, as well as urinary difficulty.

As discussed here, the seeds of 2 plants from different genera yet the same family are used as Chinese medicinal *tinglizi*. In commerce, however, the seed of peppergrass (*lepidii semen*) is known as northern *tinglizi* as its medicinal material is primarily produced in the northern and north-eastern regions of China; and the seed of flixweed (*descurainiae semen*) is known as southern *tinglizi* as it is mainly produced in the eastern and central southern regions. It is believed in traditional Chinese medicine practice that the draining action of *lepidii semen* is stronger than that of *descurainiae semen*. In this regard, detailed comparative studies on their chemical components and pharmacological activities should be conducted to further investigate the relationship of plant species and their therapeutic effects.

独行菜

直茎草本或斜生
匙叶微花未显明
巷陌田间时遇见
谁人独谓唤其名

播娘蒿

直茎草本未齐腰
四月黄花果似条
若是坡前时偶遇
问君可否与相邀

The above colour photographs, English texts and Chinese poems are contributed by **Prof Hubiao Chen** (Hong Kong), **Dr Ping Guo** (Hong Kong) and **Prof Jiqing Liu** (Shenzhen), respectively. This column is advised by **Prof Zhongzhen Zhao** (Hong Kong).

Just click here to enjoy the video: https://uofmacau-my.sharepoint.com/:v/g/personal/jesskuok_umac_mo/ESBYssftleVEvnMT3BIFHi4BTU_zayOvHAJ9Vt_Visfw9Q?e=3Y1e4I



Peppergrass (*Lepidium apetalum*, Brassicaceae, 独行菜, left) and
flixweed (*Descurainia sophia*, Brassicaceae, 播娘蒿, right)



The May-June 2022 Newsletter of GP-TCM Research Association

Chinese Materia Medica Highlights

Just click here to enjoy the video: https://uofmacau-my.sharepoint.com/:v/g/person/jesskuok_umac_mo/ESBYssftleVEvnMT3BIFHi4BTU_zayOVHAJ9Vt_Visfw9Q?e=3Y1e4I

Peppergrass (*Lepidium apetalum*, Brassicaceae, 独行菜) and flixweed (*Descurainia sophia*, Brassicaceae, 播娘蒿)

It is believed in traditional Chinese medicine practice that the draining action of lepidii semen is stronger than that of descurainiae semen. In this regard, detailed comparative studies on their chemical components and pharmacological activities should be conducted to further investigate the relationship of plant species and their therapeutic effects.

独行菜

播娘蒿

The above colour photographs, English text and Chinese poems are contributed by Prof. Hubiao Chen (Hong Kong), Dr. Ping Xiao (Hong Kong) and Prof. Jing Lin (Shenzhen), respectively. This column is advised by Prof. Zhongshan Zhao (Hong Kong).

Poetry recitation in Mandarin

独行菜

直	dí	茎	cǎo	本	huò	或	shēng	生
匙	chí	叶	wēi	花	wèi	未	xiǎn	明
巷	xiàng	陌	mò	田	tián	间	jiàn	时
谁	shuí	人	rén	独	dú	谓	wèi	唤
								其
								名

Poetry recitation in Cantonese

直莖草本未齊腰
四月黃花果似條
若是坡前時偶遇
問君可否與相邀

播娘蒿

Peppergrass (*Lepidium apetalum*, Brassicaceae, 独行菜) and flixweed (*Descurainia sophia*, Brassicaceae, 播娘蒿)

The dried ripe seeds of peppergrass and flixweed are listed under the same entry as Chinese medicinal *tinglizi* (lepidii/descurainiae semen) in Chinese Pharmacopoeia. Recorded in mainstream materia medica as well, *tinglizi* drains the lung, relieves wheezing, disinhibits water, and reduces edema. It is indicated for cough and wheezing that worsens if lying flat due to phlegm accumulation, edema or fluid accumulation in the chest and abdomen, as well as urinary difficulty.

独行菜

The above colour photographs, English text and Chinese poems are contributed by Prof. Hubiao Chen (Hong Kong), Dr. Ping Xiao (Hong Kong) and Prof. Jing Lin (Shenzhen), respectively. This column is advised by Prof. Zhongshan Zhao (Hong Kong).